



One of the quickest ROIs of any shop investment

Quickest and most cost effective solution to becoming safety & environmentally compliant

Most efficient containment solution

In the industrial setting, Chameleon's retractable dust/fume collection enclosure greatly simplifies the handling of large, hard-to-manoeuve work pieces.

Working with hazardous dusts and fumes is no longer a health, safety & shop floor nightmare as Chameleon Retractable Enclosures retract out of the way so that work pieces can be manoeuvred into position via overhead crane or forklift.

The extended enclosure and filtration system create a wind tunnel effect which quickly carries dust & fumes away from the operator and directly into the filtration system.

PRODUCT HIGHLIGHTS

- Adapt your facility to quickly meet government environment & health/safety demands.
- Safely contain dust and fumes without compromising the air quality of the rest of your facility.
- Save time & space.
- Retracts to give 360° work piece delivery access to work area.
- Folds away to transform containment area into an open shop floor work area.



Highly translucent fabric lets light shine in.



FEATURES & OPTIONS

- Customized sized for each and every customer.
- Retracts to a fraction of its extended length.
- Translucent, fire-retardant shell (NFPA 701) allows exterior lighting to shine in.
- Rear wall is custom fitted to the filtration system of your choice.
- Delivered in kit form with full installation instructions.

WE CAN PROVIDE YOU WITH DUST & FUME FILTRATION SOLUTIONS AS WELL:



Power Module Filters Dust & Turns Enclosure Into A Wind Tunnel




Portable Fume Filtration


Mobile Retractable
Work Enclosure



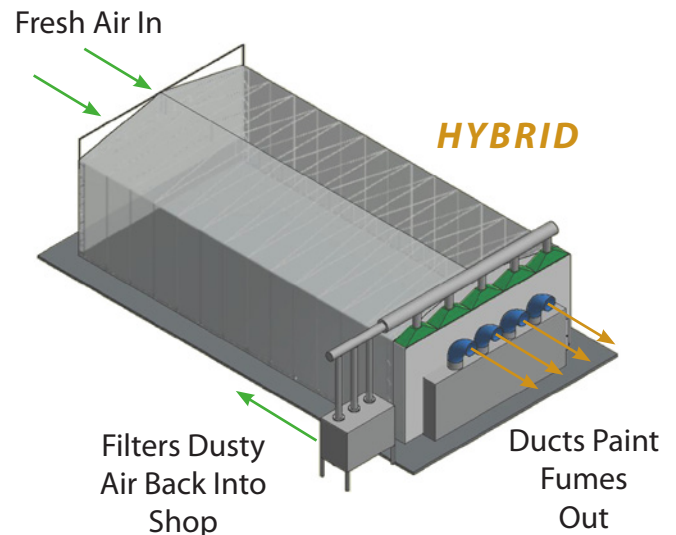
Drive-over V-Rail



ASK ABOUT OUR RETRACTABLE PAINT BOOTHS & HYBRID DUST/PAINT BOOTHS



Retractable Paint Booths & Filtration Systems
EPA 6H Compliant



Call 1-888-695-3382 or visit www.chameleon.ca