






# Retractable Booths & Buildings

Application: **Dust/Fume Collection**

**Bring Us Your Plant Efficiency, Air Quality and Environmental Control Challenges!**

- **Minimize Material Handling**
- **Optimize Floor Space**
- **Achieve Health & Safety Compliance**



  
Scan for Video

## PRODUCT HIGHLIGHTS


- Retracts to give 360° work piece/area access
- Engineered to control/contain dust/fumes using negative pressure
- Custom-sized & configured
- Delivered in kit form & easy-to-install
- Low-air volume reduces filtration system energy and cost
- Quickly transform containment area into an open work area





# Retractable Booths & Buildings


Application: **Dust/Fume Collection**



Fabric Types



LED Lighting - IP6X Dust-Proof or Explosion-Proof



Dry Dust/Fume Collectors for Non-Explosive Dusts/Fumes



Wet Dust Filtration Systems for Explosive Dusts



End Option: Open




End Option: Clear-span Door With or Without Filters



End Option: Curtain Door



End Option: Rear Fabric Wall with Filtration Port



Many Rail Configurations

**Supervision & Turn-key Installation Services Available**

**Toll Free (North America): 1 888-695-3382**  
**International: +1 514-695-3382**  
**Visit: [www.chameleon.ca](http://www.chameleon.ca)**